

ANNUAL FINANCIAL REPORT

1 March 2025 – 28 February 2026

Knysna Infrastructure Group NPC INCOME STATEMENT FOR THE PERIOD 1 MARCH 2025 TO 28 FEBRUARY 2026

	TOTALS FULL YEAR
RECEIPT INTEREST	R 24 255,00
RECEIPT MEMBERSHIP	R 1 456 088,00
RECEIPT WWTP	R 35 000,00
RECEIPTS OTHER	-R 11 382,00
REVENUE	R 1 503 961,00
BANK CHARGES	-R 2 653,90
PAYMENT OTHER	-R 37 935,00
PAYMENT PROJECT CHARGER ESTUARY	-R 570 767,95
PAYMENT ROADWORKS WILSON DIP	-R 16 000,00
PAYMENT WATER NETWORK	-R 256 938,29
PAYMENT WWTP	-R 600 349,00
EXPENSES	-R 1 484 644,14
SURPLUS	R 19 316,86
SURPLUS AFTER TAX	R 19 316,86

NOTES TO INCOME STATEMENT

1. Cost related to the payments made to Vanderwater during the May 2025 water crisis amounting to R 399,234.00 has been move to the Debtors account as reflected in the Balance sheet.

2. No Director receives any remuneration, nor are they reimbursed for expenses incurred while performing their duties; all such costs are personally covered by each Director. The Knysna Infrastructure Directors are:
- a. Vermaak, Eugene
 - b. Els, Johan Cornelius
 - c. Westcott, Peter
 - d. Debbo, George Alfred
 - e. Van Biljon, Pierre Otto

BALANCE SHEET		
as at 28 FEBRUARY 2026		
		YEAR TO DATE
		ACTUAL
ASSETS		
Current Assets		760 176
Cashbook		360 942
Debtors		399 234
Total Current Assets		760 176
TOTAL ASSETS		760 176
EQUITY AND LIABILITIES		
Capital & Reserves		-538 209
RETAINED INCOME		-538 209
Total Capital & Reserves		-538 209
Current Liabilities		
Creditors		-221 967
TOTAL EQUITY AND LIABILITIES		-760 176

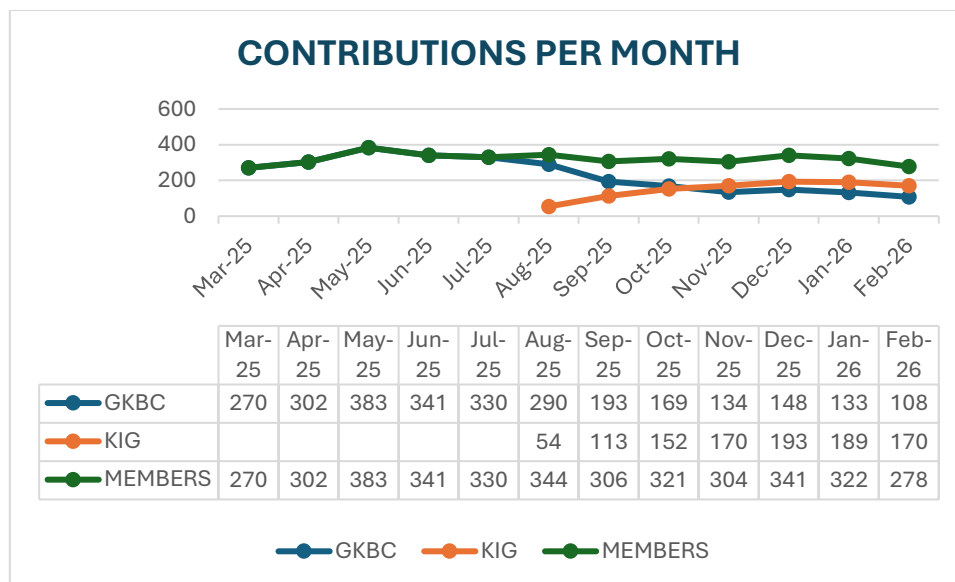
NOTES TO BALANCE SHEET

1. Debtors consist of three payments to VanderWater, which are related to advance payments made to suppliers to ensure that repair work proceeds smoothly without interruptions during the May 2026 water crisis. According to the contractual agreement, VanderWater is obligated to provide KIG with a refund once the full payment for completed work has been received from Knysna Municipality.

PAYMENT TO	PAYMENT TO
WATERHOUSE TRADIN INFRA WATERH - ib payment - Pre Paid	R 149 386,15
VANDWATER (PTY) L INFRAVANDWAT - ib payment	R 172 500,00
FRANKLIN MOTORS	R 77 347,84
TOTAL	R399 233,99

2. Creditors are made up of the following payments due:

PAYMENT TO	PAYMENT TO
ALLSOUND SECURITY	R 1 794,00
B&V CONTRACTORS	R 71 107,41
Bank Charges	R 54,90
E4ELECTRICALT	R 5 939,95
Northfield Engineering	R 15 525,00
KMS AUTO & TOWING	R 10 813,88
KNYSNA ARMATURE WINDERS	R 76 682,00
REGIONAL WASTE WATER	R 30 000,00
TWN WILSON	R 10 050,00
TOTAL	R221 967,14



NOTES CONTRIBUTIONS

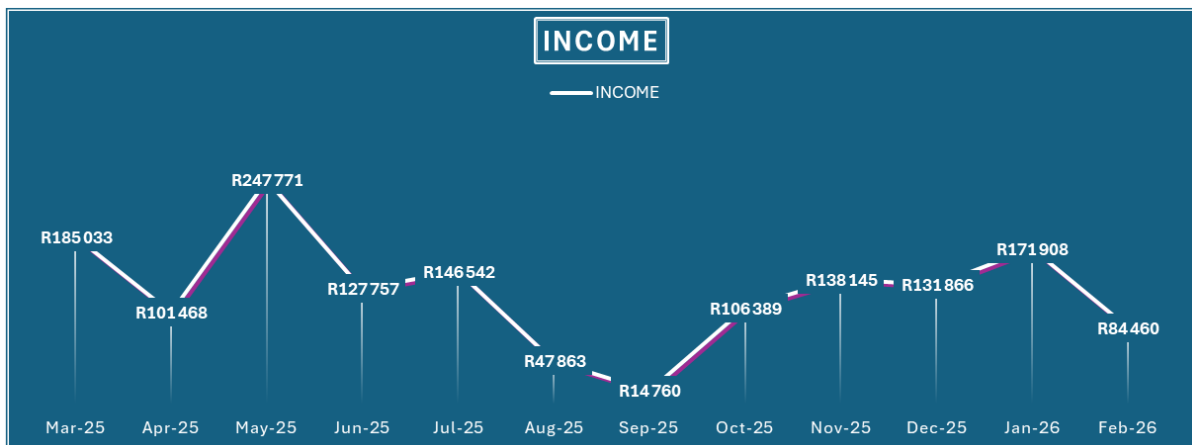
The number of monthly contributions consistently exceeded 300; however, in February and March 2026, contributions fell below this threshold. Some contributors stopped after year-end, as several residents' monthly payments on banking apps have now ceased.

It should be noted that KIG WhatsApp groups include more than 4,500 contacts. Imagine the impact KIG could make if only half of its members donated R 100.00 every month.

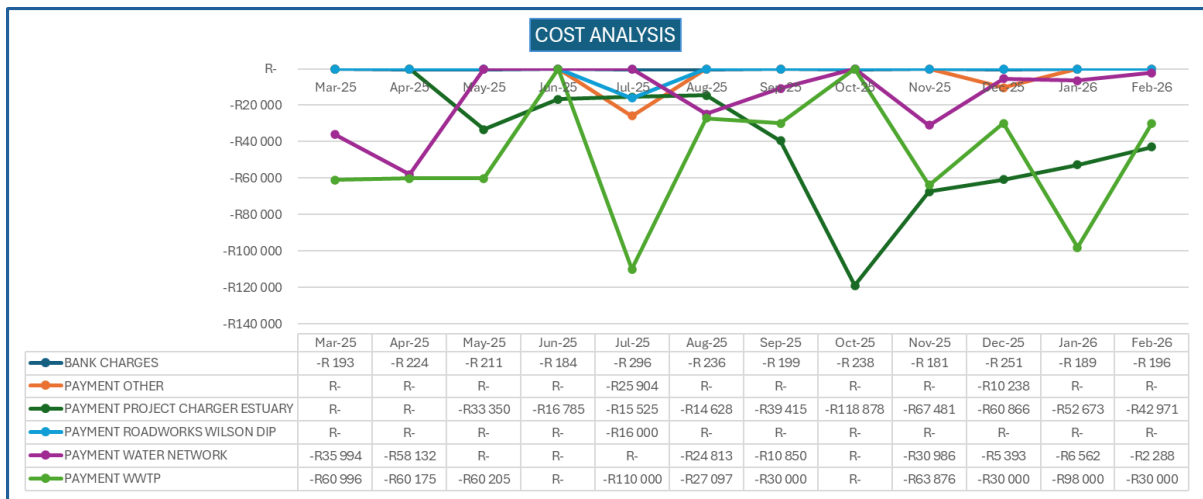
It is our objective to commence a dedicated pothole repair team with a dedicated vehicle working 5 days a week. However, current funding does not allow for the role out as yet and we will continue to work towards the objective.

Over the the last 18 months, KIG has supported the employment of a full-time Engineer at the WWTP. Owing to the current budget limitations, it was necessary to make a strategic decision regarding the continuation of either the Electrical/Millwright position or the WWTP Engineer role. In light of our current focus on the sewerage pump station, the KIG Directors have resolved to temporarily discontinue the WWTP Engineer position until sufficient funding is available to sustain both positions.

Regrettably, some pledges remain unfulfilled; therefore, the KIG Funding Committee will continue to prioritise securing the required funds.



REVENUE PER MONTH



NOTES TO COST ANALYSIS

The graph above illustrates the expenditure allocated to each project lane. The information provided outlines the annual expenditure by supplier, together with an aggregated total for each project.

SPEND BY SUPPLIER	
SUPPLIER	AMOUNT
REGIONAL WASTE WATE	-R 625 143,92
B&V CONTRACTORS	-R 240 139,68
Northfield Engineeri	-R 183 232,95
KNYSNA ARMATURE WINDERS	-R 180 992,45
E4ELECTRICAL	-R 101 818,85
TIMBACLAD ELECTRICIAN - ib payment	-R 73 700,00
KNYSNA HOLDINGS	-R 66 373,00
DSV TRANSPORT	-R 23 809,90
KMS AUTO & TOWING	-R 21 664,13
GORILLAPG (PTY) LTD	-R 16 000,20
GKBC CCTV	-R 15 000,00
PETER MATENDA	R 18 000,00
TWN WILSON	-R 10 050,00
BUILDERS WAREHOUSE	-R 9 508,60
AGRICO 50MM FLOW M	-R 6 561,96
ORIA PLUM AND BUI INFRA-ORIAPL - ib payment	-R 5 967,80
P PETERSON	-R 5 250,00
BLEND RESTAURANT	-R 5 008,90
FAMERS BUTCHERY	-R 5 000,00
POWERCOLT	-R 3 700,00
TURF & TREES CHAINSAW REP - ib payment	-R 2 807,95
Standard Bank	-R 2 596,70
SAIQA FAILSWL	-R 2 590,00
CX TIPPPER & DIGG	-R 2 287,63
GREEFFS MEAT MARKET	-R 1 977,10
ALLSOUND SECURITY	-R 1 794,00
SuperSpar Knysna Eastern Cape	-R 670,76
Stander Hydrau Knysna	-R 143,10

COST PER PROJECT as at 28 Feb 2026	
PROJECT	AMOUNT
Engineering support WWTP	-R 526 968,92
Electrification/Millwright	-R 157 855,00
Hlalani Pump station 1 pump rental	-R 121 457,25
Project KM Offices	-R 93 474,32
Yacht Club pump repairs	-R 76 682,00
Polymer Ceepor Stator	-R 60 175,00
Brenton Lake Pipe Water Pipe repair	-R 58 131,93
Concordia Pump station 1	-R 51 895,25
Howard street Pump station	-R 46 250,70
Railway Bridge Pump repair	-R 43 238,55
Soft Starter Steembras	-R 42 071,37
Vigilance, Gouna PS, Kalender Str repairs	-R 36 018,78
Howard street Water Burst	-R 35 993,59
Rental TLB when KM was faulty	-R 30 985,60
Costa Sarda sewer line, Kaalkol pipe repairs	-R 30 511,85
Assegai Water pipe burst	-R 24 812,52
Transport Franklin Motor Charlesford	-R 23 809,90
Glebe pump station Repair	-R 21 664,13
NSRI Pump station repair	-R 16 785,00
Pothole Repairs	-R 16 000,20
CCTV Cameras	-R 15 000,00
KAWS Pump	-R 14 628,00
TLB Hire and G5 - G7 filler	-R 13 903,50
Hlalani 2 Pump station MCC repair	-R 12 320,42
Components pump borehole pump stations	-R 10 162,61
Electrical Components Boreholes	-R 8 972,99
Mosque Water Project	-R 8 849,59
Electrical Components PS	-R 5 939,95
Standby Labour 26-28-12-2025	-R 5 250,00
Howard Lake project equipment hire	-R 5 205,13
Hornlee Community Centre Toilets	-R 4 800,00
Labour support KM Dec 2025	-R 4 576,78
Templeman line clearing	-R 4 000,00
Float Switches	-R 3 806,26
Chainsaw repairs Templeman	-R 2 807,95
Security WTS	-R 1 794,00

SUMMARY

The Directors are pleased with the advancements achieved over the past financial year. While achieving these objectives presented significant challenges, Knysna and its community remain committed to pursuing improved service delivery. KIG continues to uphold its commitment to delivering high-quality service to Knysna and its community.

THE PROJECT CHARTER: Ensuring the Environmental Health of the KNYSNA ESTUARY, will be our main focus for the future. A strategic partnership involving all stakeholders is being formed, with both international and local corporate funding planned to support the project's long-term sustainability and that of the Knysna Estuary.

The Knysna Infrastructure Group Directors thank our residents, organisations, and Rate Payers or Homeowners Associations for their support and collaboration. We would also like to express our gratitude to the Knysna Municipality, Council and Officials for their collaboration with the KIG. **Most importantly, we acknowledge the dedicated staff working diligently on the ground to ensure service delivery to residents, despite any challenges that may arise.**

Any questions related to the financial results can be directed to:


kig@kisg.co.za

Regards,



Eugene Vermaak

Director



Pierre van Biljon

Director